

SCHEDULE OF PLOTS

TYPE	SIZE	AREA (IN SQ.MT.)	NOS.	SET BACKS			
				FRONT	SIDE	SIDE	REAR
F	30.00X65.00	2000	4	5	3	3	3
G1	25.00X40.00	1000	17	5	3	-	2.5
H	20.00X35.00	700	19	4	3	-	2
H1	20.00X25.00	500	11	3	3	-	1.2

TOTAL NO. OF PLOTS 51

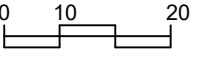
LEGEND:

 GREEN (CLEAR VACANT PLOTS)

NOTE:-

THIS DRAWING HAS BEEN APPROVED BY C.M.D. VIDE PARA 17/N ON DATED 08.07.2003 IN SECTION FILE.


PROPOSED LAY OUT PLAN OF SPECIAL ECONOMIC ZONE PHASE-I AT E.P.I.P. INDUSTRIAL AREA SITAPURA, JAIPUR.

SCALE  DRG. NO. IPI/20/2003 DT. 8/7/2003

RAKESH VYAS
DRAUGHTSMAN

SANJAY M. WAGHMARE
ASSTT. TOWN PLANNER

PRAVEEN JAIN
DY. TOWN PLANNER



ROAD 24.00 MT. WIDE

ROAD 15.00 MT. WIDE

ROAD 15.00 MT. WIDE

ROAD 15.00 MT. WIDE

ROAD 18.00 MT. WIDE

ROAD 18.00 MT. WIDE

ROAD 18.00 MT. WIDE

ROAD 15.00 MT. WIDE

VILLAGE DEHLAWAS

ROAD 18.00 MT. WIDE

ROAD 15.00 MT. WIDE

ROAD 18.00 MT. WIDE

ROAD 45.00 MT. WIDE

WATER SUPPLY CAMPUS
1551.00 SQ. MT.

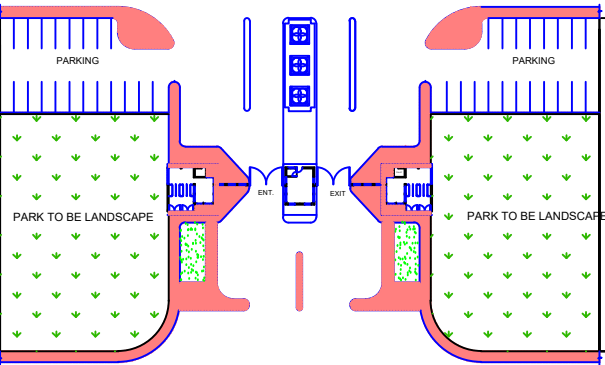
SERVICES
717.20 SQ. MT.

EXIST. TEMPLE

TRAINING CENTRE LAB
1789.46 SQ. MT.

C.F.C.
1800.00 SQ. MT.

TRADING CENTRE
2700.00 SQ. MT.



LAY OUT PLAN OF SPECIAL ECONOMIC ZONE - I