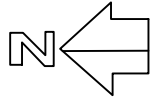
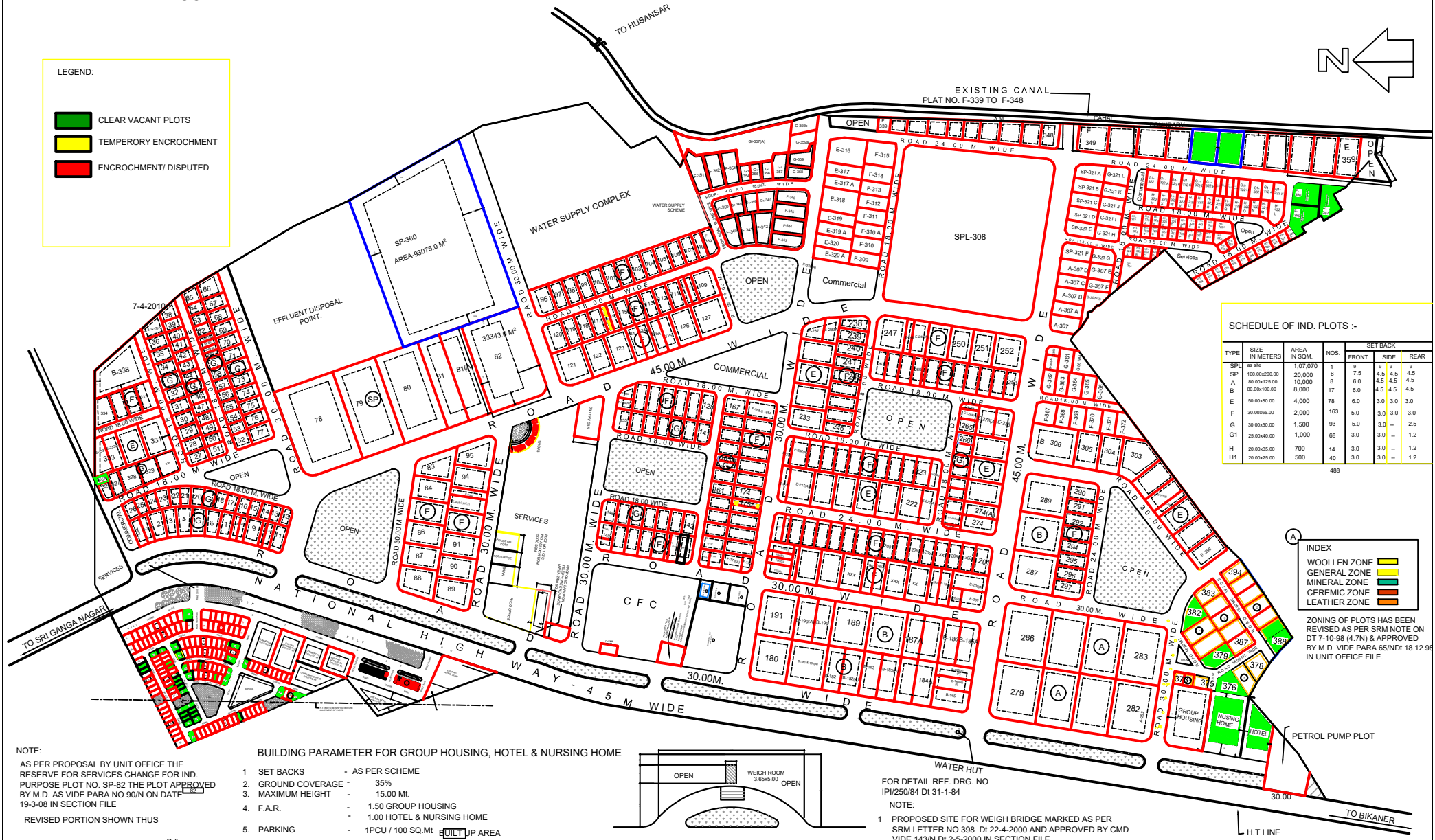


IND. AREA : IGC KHARA



LEGEND:

- CLEAR VACANT PLOTS
- TEMPORARY ENCROCHMENT
- ENCROCHMENT/ DISPUTED



SCHEDULE OF IND. PLOTS :-

TYPE	SIZE IN METERS	AREA IN SQ.M	NOS.	SET BACK		
				FRONT	SIDE	REAR
SP	1.07.07.0	1	7.5	4.5	4.5	
A	100.00x200.00	20,000	6	4.5	4.5	
B	80.00x125.00	10,000	8	6.0	4.5	
E	80.00x100.00	8,000	17	6.0	4.5	
F	30.00x60.00	4,000	78	6.0	3.0	
G	30.00x65.00	2,000	163	5.0	3.0	
G1	30.00x50.00	1,500	93	5.0	2.5	
H	25.00x40.00	1,000	68	3.0	1.2	
H1	20.00x35.00	700	14	3.0	1.2	
	20.00x25.00	500	40	3.0	1.2	

488

INDEX

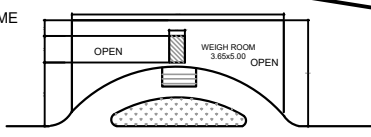
- WOOLLEN ZONE
- GENERAL ZONE
- MINERAL ZONE
- CEREMIC ZONE
- LEATHER ZONE

ZONING OF PLOTS HAS BEEN REVISED AS PER SRM NOTE ON DT 7-10-98 (47N) & APPROVED BY M.D. VIDE PARA 65/NDT 18.12.98 IN UNIT OFFICE FILE.

NOTE:
AS PER PROPOSAL BY UNIT OFFICE THE RESERVE FOR SERVICES CHANGE FOR IND. PURPOSE PLOT NO. SP-82 THE PLOT APPROVED BY M.D. AS VIDE PARA NO 90/N ON DATE 19-3-08 IN SECTION FILE
REVISED PORTION SHOWN THUS

Sd/
DI TOWN PLANNER

- BUILDING PARAMETER FOR GROUP HOUSING, HOTEL & NURSING HOME**
1. SET BACKS - AS PER SCHEME
 2. GROUND COVERAGE - 35%
 3. MAXIMUM HEIGHT - 15.00 Mt.
 4. F.A.R. - 1.50 GROUP HOUSING
1.00 HOTEL & NURSING HOME
 5. PARKING - 1PCU / 100 SQ.M. **REAR** AREA
OR 20 BEDS FOR NURSING HOME
- REVISED PORTION SHOWN THUS



ROAD 30.00 WIDE
DETAIL PLAN

WATER HUT
FOR DETAIL REF. DRG. NO IPI/250/84 Dt 31-1-84
NOTE:
1. PROPOSED SITE FOR WEIGH BRIDGE MARKED AS PER SRM LETTER NO 398 Dt 22-4-2000 AND APPROVED BY CMD VIDE 143/N Dt 2-5-2000 IN SECTION FILE

Sd/
DI TOWN PLANNER