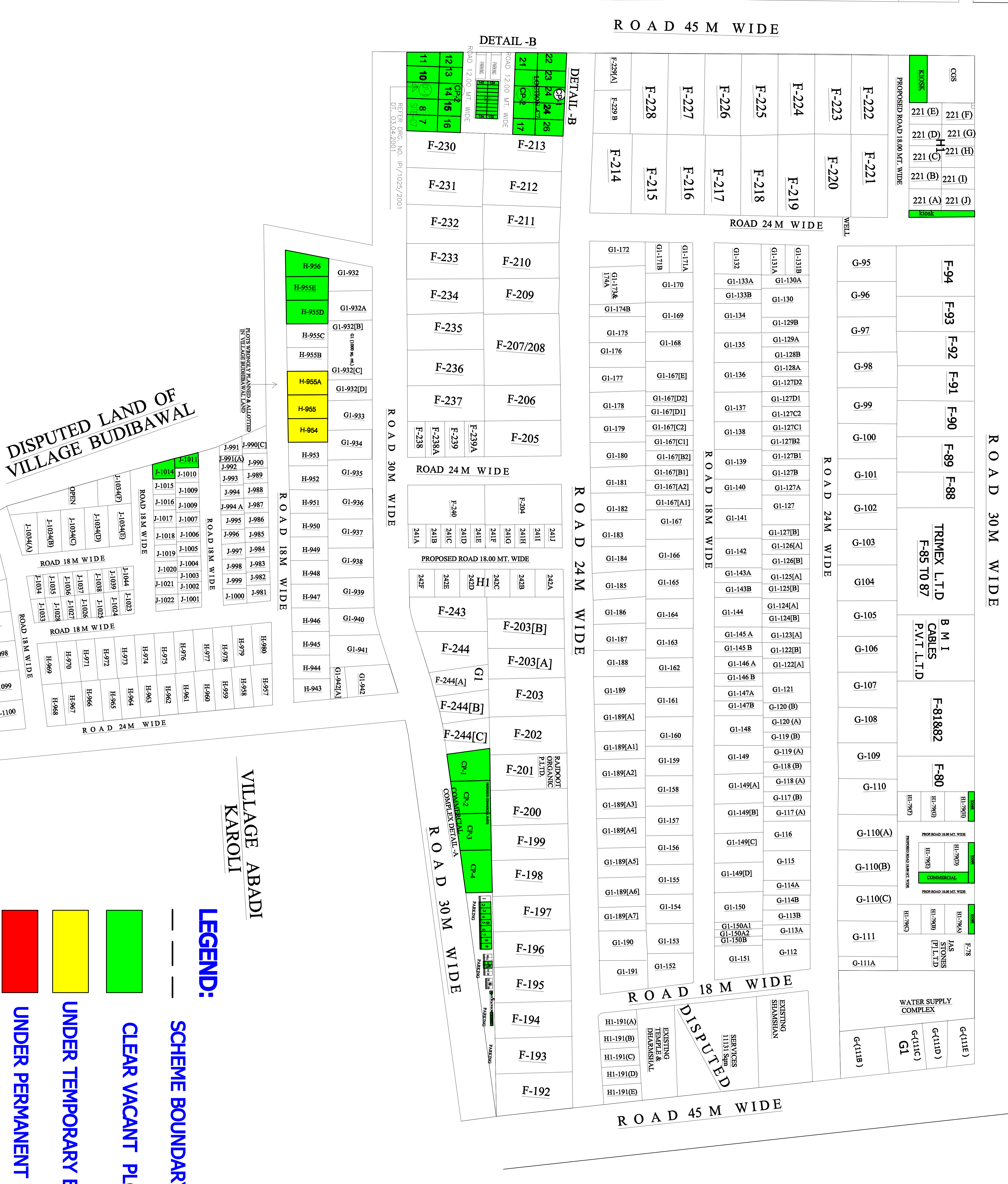
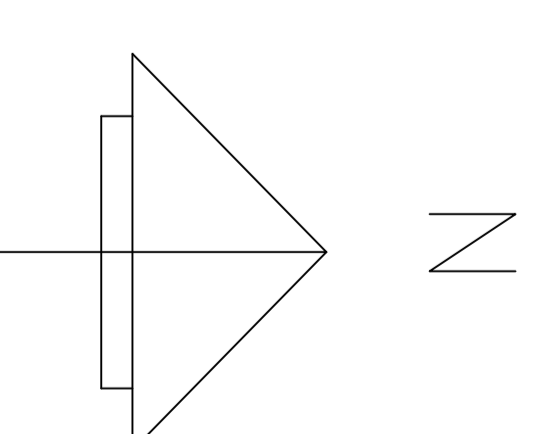


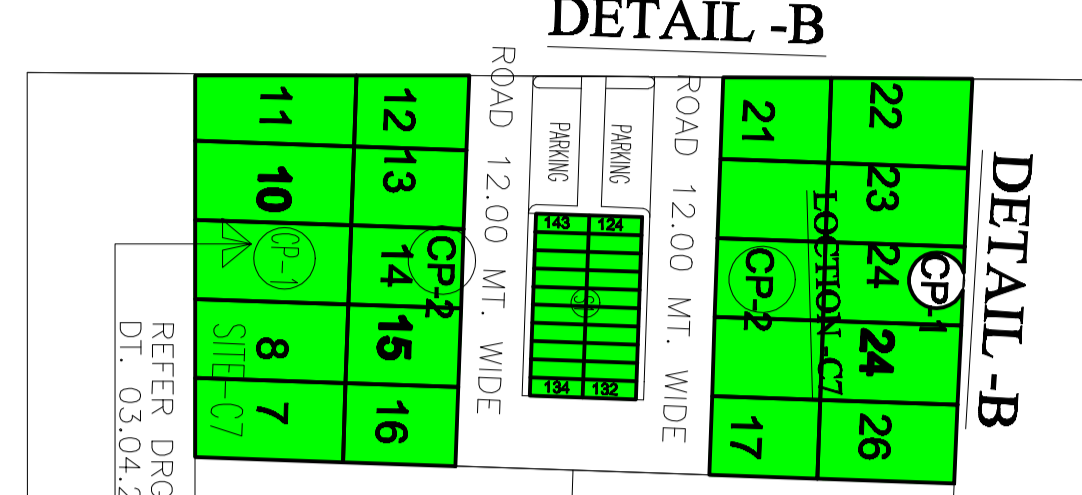
LAY OUT PLAN OF INDUSTRIAL AREA IID CENTRE KHUSHKHERA, BHIWADI.

OPEN



ROAD 45 M WIDE

DETAIL - B



DISPUTED LAND OF VILLAGE BUDIBAWAL

ROAD 45.0 M WIDE

VILLAGE ABADI KAROLI

- LEGEND:**
- UNDER PERMANENT ENCROACHMENT
 - UNDER TEMPORARY ENCROACHMENT
 - CLEAR VACANT PLOTS
 - SCHEME BOUNDARY

REFER DDC NO. /P/1025/2001
DT. 03.04.2001

ROAD 30 M WIDE

ROAD 24 M WIDE

ROAD 18 M WIDE

ROAD 18 M WIDE

ROAD 45 M WIDE

ROAD 30 M WIDE

ROAD 24 M WIDE

ROAD 18 M WIDE

ROAD 30 M WIDE

ROAD 24 M WIDE

PROPOSED ROAD 18.00 MT. WIDE

ROAD 30 M WIDE

ROAD 24 M WIDE

ROAD 18 M WIDE

ROAD 18 M WIDE

ROAD 45 M WIDE

ROAD 30 M WIDE

ROAD 24 M WIDE

PROPOSED ROAD 18.00 MT. WIDE

ROAD 30 M WIDE

ROAD 24 M WIDE

ROAD 18 M WIDE

ROAD 18 M WIDE

ROAD 45 M WIDE